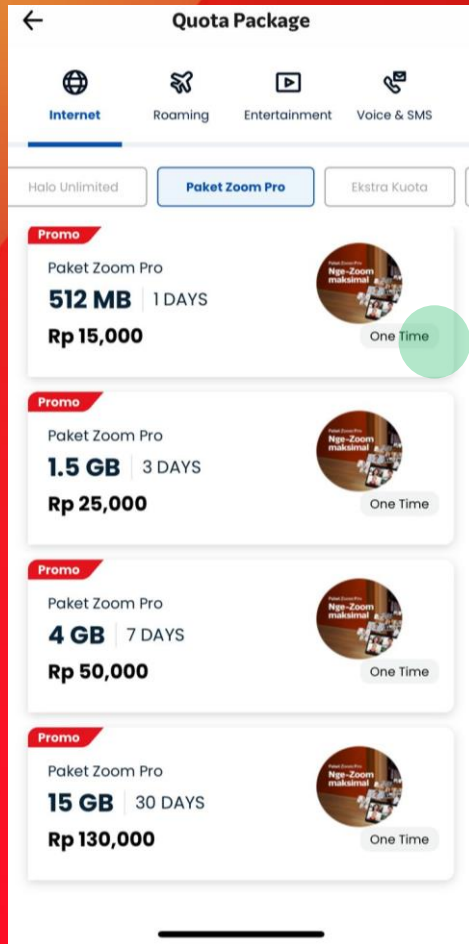


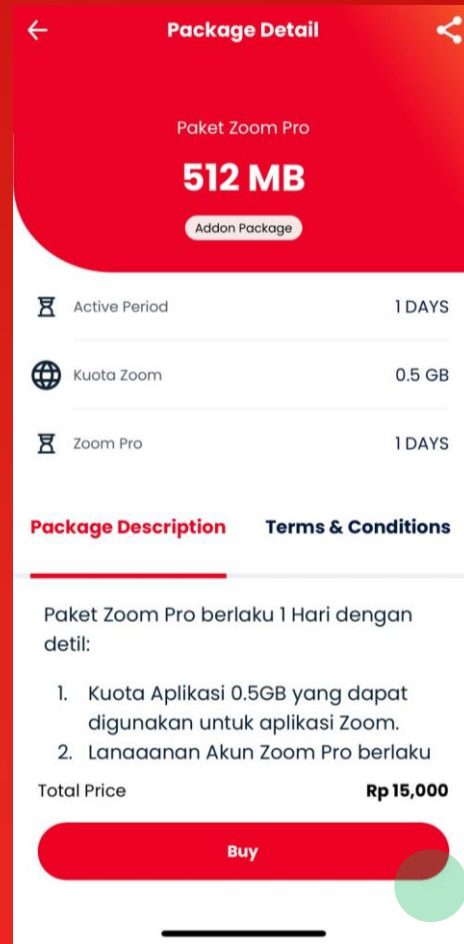
Cara Membeli Paket Zoom Pro Melalui Aplikasi MyTelkomsel

Telkomsel



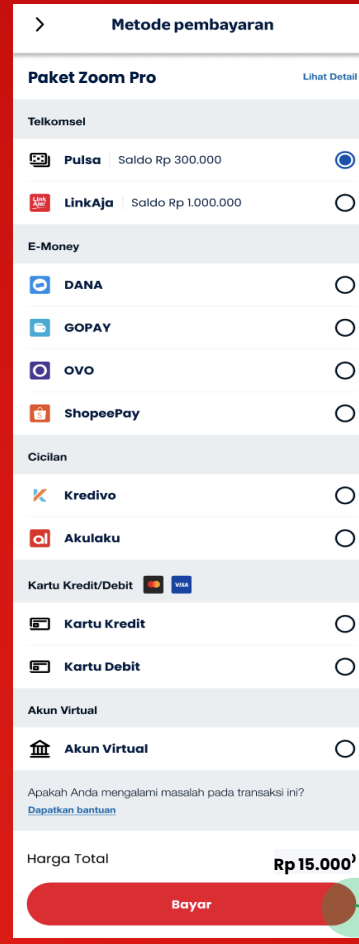
1

Pelanggan memilih Paket Zoom Pro



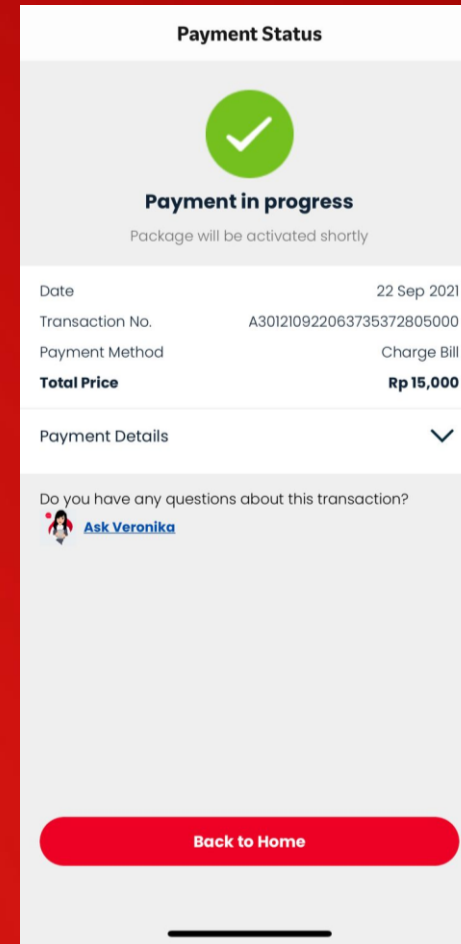
2

Pelanggan cek detil paket dan pilih "Beli"



3

Pelanggan memilih metode pembayaran dan konfirmasi pembelian



4

Pelanggan menerima konfirmasi transaksi

From: 3636
Paket Zoom Pro 0.5GB/1hr Rp15000 sudah aktif s.d 30/09/2021 pkl 23:59 WIB. Mohon tunggu SMS berikutnya dari TSEL ZOOM untuk aktivasi akun Zoom Pro. Cek kuota di tsel.me/qi atau hub *363#. Info:188

From: 3636
Anda akan menerima SMS tautan aktivasi akun Zoom Pro dari TSEL ZOOM.

From: TSEL ZOOM
Segera aktifkan akun Zoom Pro melalui zoom.telkomsel.com/reg?=xxx dengan mendaftarkan email kamu. Info tsel.me/zoom atau hub 188. SKB

5

Pelanggan menerima SMS sukses aktivasi dan notifikasi untuk aktivasi Zoom melalui link

Cara Aktivasi akun Zoom Pro

Telkomsel

From: 3636

Paket Zoom Pro 0.5GB/1hr Rp15000 sudah aktif s.d 30/09/2021 pkl 23:59 WIB. Mohon tunggu SMS berikutnya dari TSEL ZOOM untuk aktivasi akun Zoom Pro. Cek kuota di tsel.me/qi atau hub *363#. Info:188

From: 3636

Anda akan menerima SMS tautan aktivasi akun Zoom Pro dari TSEL ZOOM.

From: TSEL ZOOM

Segera aktifkan akun Zoom Pro melalui zoom.telkomsel.com/reg?=-xxx dengan mendaftarkan email kamu. Info tsel.me/zoom atau hub 188. SKB

1

Pelanggan klik link aktivasi akun Zoom Pro pada SMS TSEL ZOOM

zoom Telkomsel by.U

Input data akun ZOOM

Harap mengisi data dengan benar untuk aktivasi akun ZOOM Pro Anda

Nama Lengkap

Alamat email ZOOM

Email aktivasi akan dikirimkan ke alamat email ini

Aktifkan

2

Pelanggan mengisi data diri dengan **Nama dan Email** lalu klik **Aktifkan**.

Aktivasi Zoom Premium

Anda akan mengaktifkan Zoom Pro dengan detail sebagai berikut

Nama: **xyz**

Email: **xyz@gmail.com**

Dengan klik "AKTIFKAN" di bawah ini, Anda Menyetujui Syarat & Ketentuan Telkomsel Zoom

KEMBALI **AKTIFKAN**

3

Pelanggan mereview kembali data yang disubmit, apabila sudah sesuai klik **Aktifkan**.

zoom Telkomsel by.U

Email Tervalidasi

Proses registrasi layanan sedang dalam proses. Anda akan menerima email konfirmasi dari Zoom untuk aktivasi akun dengan email terdaftar.

Langkah Selanjutnya:

1. Buka email konfirmasi lalu klik "Approve the request"
2. Konfirmasi di Website Zoom dengan klik "Activate" atau "I acknowledge and switch"
3. Login ke telkomsel.zoom.us dengan email terdaftar akun Zoom Pro Anda



Zoom To: xyz 08.30

Zoom account invitation

zoom

Hello Heylari,

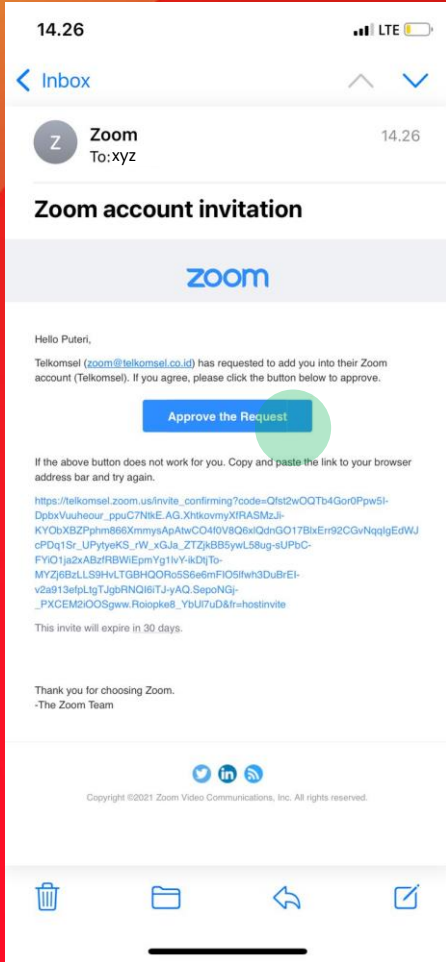
Telkomsel (zoom@telkomsel.co.id) has requested to add you into their Zoom account (Telkomsel). If you agree, please click the button below to approve.

Approve the Request

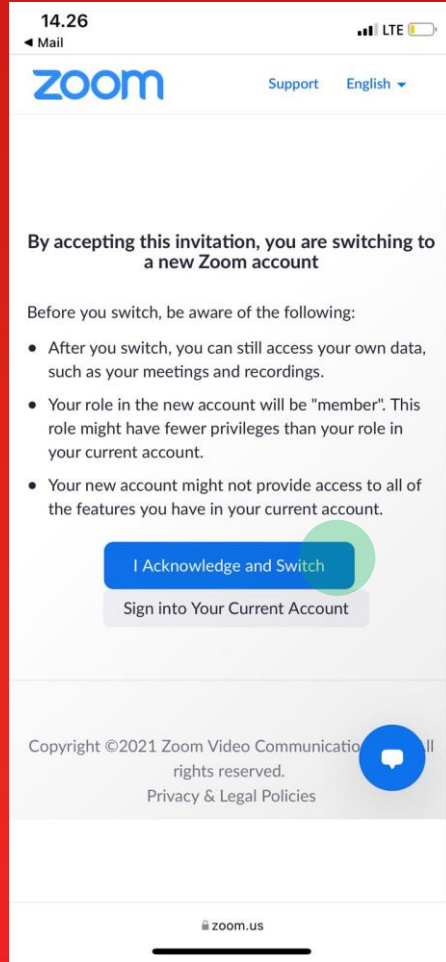
4

Apabila sukses tervalidasi, pelanggan akan menerima email dari Zoom untuk mengaktifkan akun Zoom Pro. Pilih Approve dan lanjutkan sesuai instruksi selanjutnya.

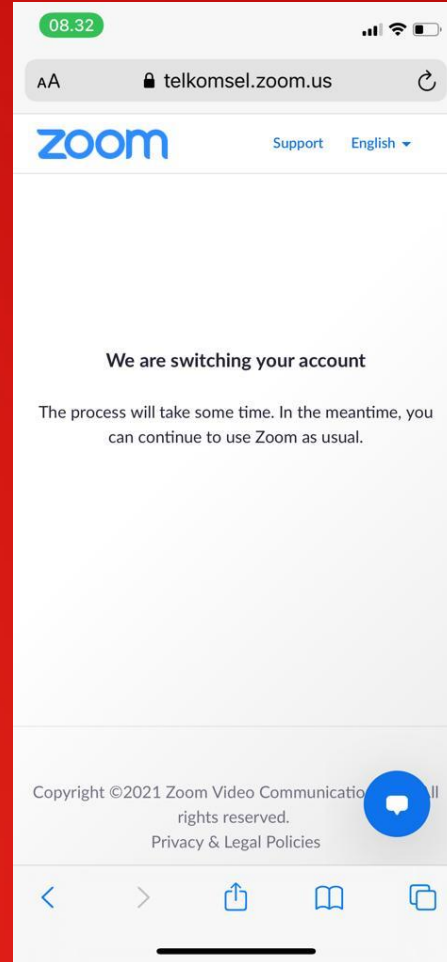
Cara Aktivasi akun Zoom Pro



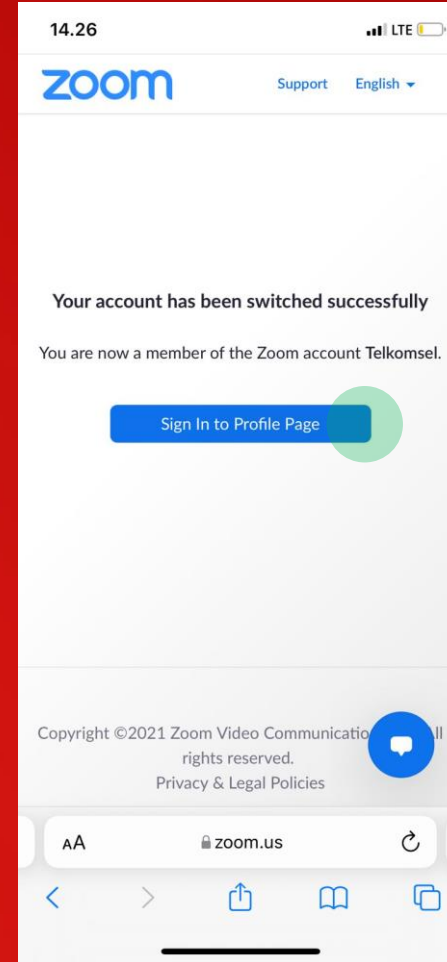
1



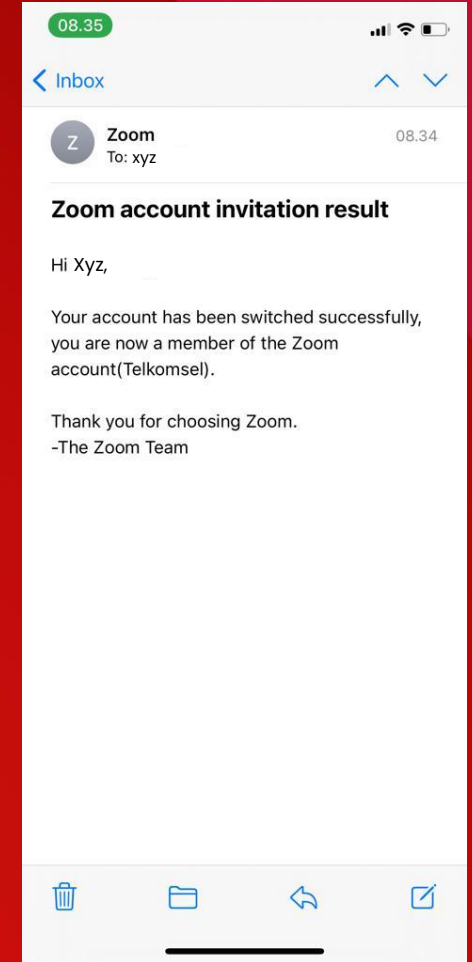
2



3



4



5

You are accepting the invitation to join the account of Telkomsel (zoom@telkomsel.co.id)

The new account information

Account Name Telkomsel
Account Type Business (Named Host)
Owner Telkomsel

You will be invited to be a user with

User type Licensed
Features -

After you accept the invitation:

All settings on your current account will be removed. These account settings include:

- Meeting/Webinar Settings
- Branding
- IM Settings
- Vanity URL

Your account information will be transferred. Such information includes:

- User profile details (name, profile picture, time zone, etc)
- Scheduled meetings and webinars
- Cloud recordings
- Contacts

Your reporting data will not be transferred, so we recommended you access and download any needed reports before accepting the new account invitation. However, any reports generated by meetings scheduled to occur after account merge, including meetings scheduled at the time of account merge, will be available in your new account.

[Next: Review Account Balance](#)

You are accepting the invitation to join the account of Telkomsel
(zoom@telkomsel.co.id)

By accepting this invitation, you will transfer and assign all your rights in and to your account information, including but not limited to your profile information, meeting data, and recordings, to the new account owner or administrator - only they will be able make subsequent changes to your account status, including deletion of your account which may permanently remove your account information being added into this new account.

Choose how to refund the balance

The refund will be ready within 24 hours after you accept the invitation.

- Send refund to self
 Send refund to Telkomsel's account

I agree to join the new account and transfer and assign my account information

[Accept](#)

Thanks for accepting the invitation. We are transferring your account and account information to the account of Telkomsel (zoom@telkomsel.co.id)

This process will take some time. We will send you an email notification once it is done. Please note that the refund will take up to 24 hours to process and you will receive a confirmation email with further details. If you have any questions, contact [Zoom Support](#).

[Go to My Profile Page](#)